

# Anexos

## Datos históricos 2004 - 2014

Balance	Mill. US\$	2014	2013	2012	2011	2010
		Mill. euros	Mill. euros	Mill. euros	Mill. euros	Mill. euros
Activo total	1.537.410	1.266.296	1.134.128	1.282.880	1.251.008	1.217.501
Créditos a clientes (neto)	892.012	734.711	684.690	731.572	748.541	724.154
Depósitos de clientes	786.285	647.628	607.836	626.639	632.533	616.376
Recursos de clientes gestionados	1.242.555	1.023.437	946.210	990.096	984.353	985.269
Fondos propios	98.106	80.806	70.327	71.797	74.459	75.018
Total fondos gestionados	1.733.836	1.428.083	1.270.042	1.412.617	1.382.464	1.362.289

### Resultados

Margen de intereses	39.185	29.548	28.419	31.914	28.883	27.728
Margen bruto	56.510	42.612	41.920	44.989	42.466	40.586
Margen neto	29.937	22.574	21.762	24.753	23.055	22.682
Resultado antes de impuestos	14.162	10.679	7.378	3.565	7.858	12.052
Beneficio atribuido al Grupo	7.713	5.816	4.175	2.283	5.330	8.181

Datos por acción <sup>(1)</sup>	US\$	2014	2013	2012	2011	2010
		Euros	Euros	Euros	Euros	Euros
Beneficio atribuido al Grupo	0,64	0,48	0,39	0,23	0,60	0,94
Dividendo	0,73	0,60	0,60	0,60	0,60	0,60
Cotización	8,494	6,996	6,506	6,100	5,870	7,928

Capitalización bursátil (millones)	106.890	88.041	73.735	62.959	50.290	66.033
------------------------------------	---------	--------	--------	--------	--------	--------

Euro / US\$ = 1,214 (balance) y 1,326 (resultados)

(1) Datos ajustados a la ampliación de capital de 2008

(2) Crecimiento Anual Acumulativo.

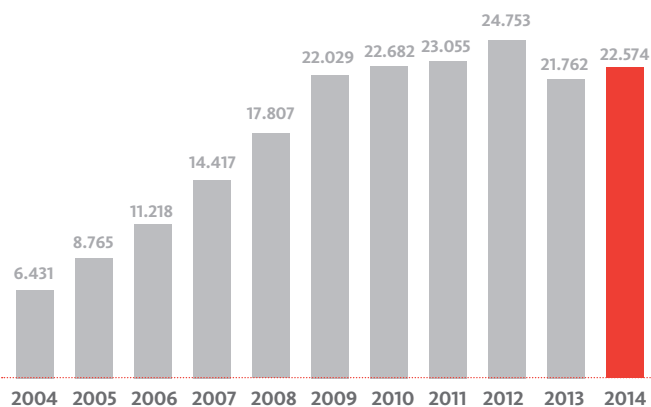
### Créditos a clientes y total fondos gestionados

Miles de millones de euros



### Beneficio antes de provisiones (margen neto)

Millones de euros



## Datos históricos 2004 - 2014

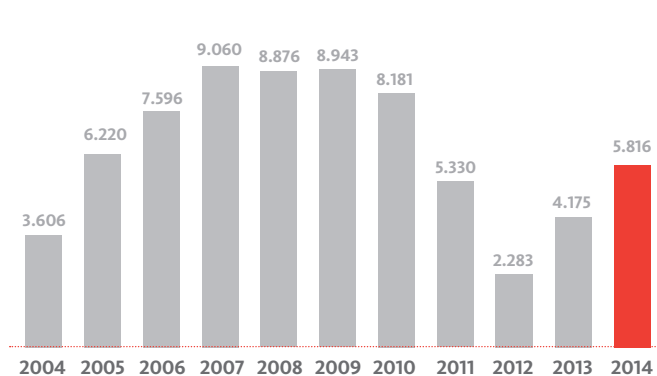
2009	2008	2007	2006	2005	2004	CAA <sup>(2)</sup>
Mill. euros	Mill. euros	Mill. euros	Mill. euros	Mill. euros	Mill. euros	(%)
1.110.529	1.049.632	912.915	833.873	809.107	664.486	6,7
682.551	626.888	571.099	523.346	435.829	369.350	7,1
506.976	420.229	355.407	331.223	305.765	283.212	8,6
900.057	826.567	784.872	739.223	651.360	595.380	5,6
69.678	57.587	55.200	44.852	39.778	34.415	8,9
1.245.420	1.168.355	1.063.892	1.000.996	961.953	793.001	6,1

25.140	20.019	14.443	12.480	10.659	7.562	14,6
38.238	32.624	26.441	22.333	19.076	13.999	11,8
22.029	17.807	14.417	11.218	8.765	6.431	13,4
10.588	10.849	10.970	8.995	7.661	4.387	9,3
8.943	8.876	9.060	7.596	6.220	3.606	4,9

2009	2008	2007	2006	2005	2004	CAA <sup>(2)</sup>
Euros	Euros	Euros	Euros	Euros	Euros	(%)
1,05	1,22	1,33	1,13	0,93	0,68	(3,4)
0,60	0,63	0,61	0,49	0,39	0,31	6,9
11,550	6,750	13,790	13,183	10,396	8,512	(1,9)
95,043	53,960	92,501	88,436	69,735	57,102	4,4

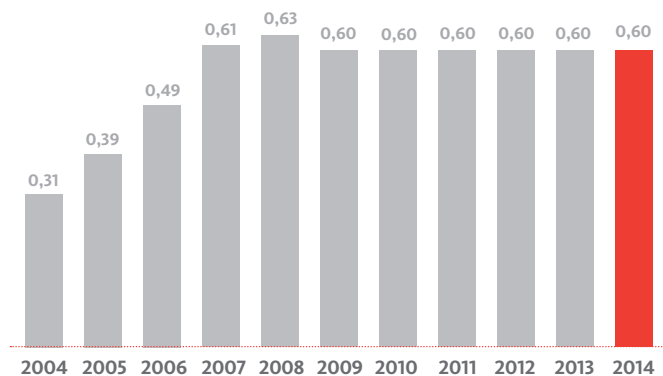
## Beneficio atribuido al Grupo

Millones de euros



## Retribución por acción\*

Euros



(\*) Datos ajustados a la ampliación de capital de 2008

# General information

## Banco Santander, S.A.

The parent group of Grupo Santander was established on 21 March 1857 and incorporated in its present form by a public deed executed in Santander, Spain, on 14 January 1875, recorded in the Mercantile Registry of the Finance Section of the Government of the Province of Santander, on folio 157 and following, entry number 859. The Bank's By-laws were amended to conform with current legislation regarding limited liability companies. The amendment was registered on 8 June 1992 and entered into the Mercantile Registry of Santander (volume 448, general section, folio 1, page 1,960, first inscription of adaptation).

The Bank is also recorded in the Special Registry of Banks and Bankers 0049, and its fiscal identification number is A-390000013. It is a member of the Bank Deposit Guarantee Fund.

## Registered office

The Corporate By-laws and additional public information regarding the Company may be inspected at its registered office at Paseo de la Pereda, numbers 9 to 12, Santander.

## Operational headquarters

Santander Group City  
Avda. de Cantabria s/n  
28660 Boadilla del Monte  
Madrid  
Spain

## General information

Telephone: 902 11 22 11  
Telephone: 91 289 00 00

[www.santander.com](http://www.santander.com)

This report was printed on ecologically friendly paper and has been produced using environmentally friendly processes.  
© March 2015, Grupo Santander

### Photographs:

Miguel Sánchez Moñita, Lucía M. Diz,  
Javier Vázquez

### Production:

MRM Worldwide

### Printing:

Alborada

### Legal deposit:

M-8321-2015

## Shareholder Relations

Santander Group City  
Edificio Marisma, Planta Baja  
Avenida de Cantabria, s/n.  
28660 Boadilla del Monte  
Madrid  
Spain  
Telephone: +34 91 276 92 90

## Relations with investors and analysts

Santander Group City  
Edificio Pereda, 1ª planta  
Avda. de Cantabria s/n  
28660 Boadilla del Monte  
Madrid  
Spain  
Telephone: +34 91 259 65 14

## Customer attention department

Santander Group City  
Avda. de Cantabria s/n  
28660 Boadilla del Monte  
Madrid  
Spain  
Telephone: 91 257 30 80  
Fax: 91 254 10 38  
[atencle@gruposantander.com](mailto:atencle@gruposantander.com)

## Ombudsman

Mr José Luis Gómez-Dégano,  
Apartado de Correos 14019  
28080 Madrid  
Spain

All customers, shareholders and the general public can use Santander's official social network channels in all the countries in which the Bank operates.



### QR code

You can access our social network area on the corporate website by scanning this QR code.